

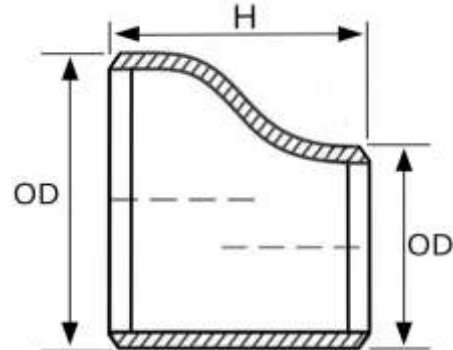
ECCENTRIC REDUCER

ANSI B16.9

Buttweld, SCH40

90/10 Copper Nickel (UNS C70600)

70/30 Copper Nickel (UNS C71500)



DIMENSIONS								
NOMINAL PIPE SIZE			OD		H	WEIGHT (lbs/ft)	TORK P/N (90/10)	
3/4	x	1/2	1.05	x	0.84	1.5	0.09	Inquire
1	x	1/2	1.315	x	0.84	2	0.15	Inquire
1	x	3/4	1.315	x	1.05	2	0.15	Inquire
1 1/4	x	3/4	1.66	x	1.05	2	0.2	Inquire
1 1/4	x	1	1.66	x	1.315	2	0.2	Inquire
1 1/2	x	1/2	1.9	x	0.84	2.5	0.3	Inquire
1 1/2	x	3/4	1.9	x	1.05	2 1.2	0.3	Inquire
1 1/2	x	1	1.9	x	1.315	2.5	0.3	Inquire
1 1/2	x	1 1/4	1.9	x	1.66	2.5	0.3	Inquire
2	x	1/2	2.375	x	0.84	3	0.7	M109624
2	x	3/4	2.375	x	1.05	3	0.7	Inquire
2	x	1	2.375	x	1.315	3	0.7	Inquire
2	x	1 1/4	2.375	x	1.66	3	0.7	Inquire
2	x	1 1/2	2.375	x	1.9	3	0.7	Inquire
2 1/2	x	3/4	2.875	x	1.05	3.5	0.9	Inquire
2 1/2	x	1	2.875	x	1.315	3.5	0.9	Inquire
2 1/2	x	1 1/4	2.875	x	1.66	3.5	0.9	Inquire
2 1/2	x	1 1/2	2.875	x	1.9	3.5	0.9	Inquire
2 1/2	x	2	2.875	x	2.375	3.5	0.9	Inquire
3	x	1	3.5	x	1.132	3.5	1	Inquire
3	x	1 1/4	3.5	x	1.66	3.5	1	Inquire
3	x	1 1/2	3.5	x	1.9	3.5	1	Inquire
3	x	2	3.5	x	2.375	3.5	1	M109625
3	x	2 1/2	3.5	x	2.875	3.5	1	M109626
3 1/2	x	1	4	x	1.315	4	2	Inquire
3 1/2	x	1 1/2	4	x	1.9	4	2	Inquire
3 1/2	x	2	4	x	2.375	4	2	Inquire
3 1/2	x	2 1/2	4	x	2.875	4	2	Inquire
3 1/2	x	3	4	x	3.5	4	2	Inquire
4	x	1	4.5	x	1.315	4	2	Inquire
4	x	1 1/4	4.5	x	1.66	4	2	Inquire

The information provided is presented "as-is" at time of publication and is intended for reference purposes only.

Designs, specs information may be altered at any time without notice.

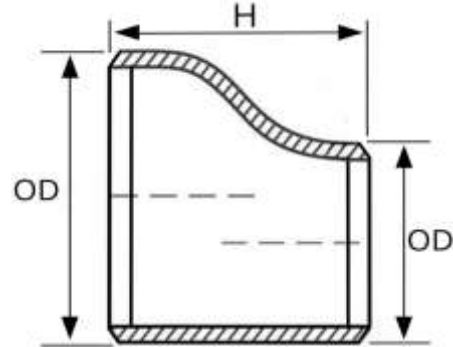
ECENTRIC REDUCER

ANSI B16.9

Buttweld, SCH40

90/10 Copper Nickel (UNS C70600)

70/30 Copper Nickel (UNS C71500)



DIMENSIONS						
NOMINAL PIPE SIZE		OD		H	WEIGHT (lbs/ft)	TORK P/N (90/10)
4	x 1 1/2	4.5	x 1.9	4	2	Inquire
4	x 2	4.5	x 2.375	4	2	Inquire
4	x 2 1/2	4.5	x 2.875	4	2	Inquire
4	x 3	4.5	x 3.5	4	2	Inquire
4	x 3 1/2	4.5	x 4	4	2	Inquire
5	x 2	5.562	x 2.375	5	4	Inquire
5	x 2 1/2	5.562	x 2.875	5	4	Inquire
5	x 3	5.562	x 3.5	5	4	Inquire
5	x 3 1/2	5.562	x 4	5	4	Inquire
5	x 4	5.562	x 4.5	5	4	Inquire
6	x 2	6.625	x 2.375	5.5	5	Inquire
6	x 2 1/2	6.625	x 2.875	5.5	5	Inquire
6	x 3	6.625	x 3.5	5.5	4	Inquire
6	x 3 1/2	6.625	x 4	5.5	4	Inquire
6	x 4	6.625	x 4.5	5.5	5	Inquire
6	x 5	6.625	x 5.562	5.5	5	Inquire
8	x 3	8.625	x 3.5	6	6	Inquire
8	x 3 1/2	8.625	x 4	6	6.5	Inquire
8	x 4	8.625	x 4.5	6	7	Inquire
8	x 5	8.625	x 5.562	6	7	Inquire
8	x 6	8.625	x 6.625	6	8	Inquire
10	x 4	10.75	x 4.5	7	14	Inquire
10	x 5	10.75	x 5.562	7	15	Inquire
10	x 6	10.75	x 6.625	7	16	Inquire
10	x 8	10.75	x 8.625	7	18	Inquire
12	x 5	12.75	x 5.562	8	21	Inquire
12	x 6	12.75	x 6.625	8	22	Inquire
12	x 8	12.75	x 8.625	8	23.5	Inquire
12	x 10	12.75	x 10.75	8	27	Inquire
14	x 6	14	x 6.625	13	38	Inquire
14	x 8	14	x 8.625	13	41	Inquire
14	x 10	14	x 10.75	13	43.5	Inquire

The information provided is presented "as-is" at time of publication and is intended for reference purposes only.

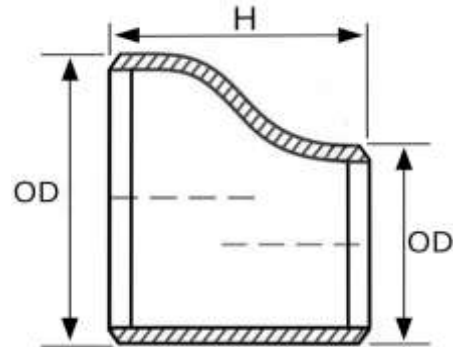
Designs, specs information may be altered at any time without notice.

ECCENTRIC REDUCER ANSI B16.9

Buttweld, SCH40

90/10 Copper Nickel (UNS C70600)

70/30 Copper Nickel (UNS C71500)



DIMENSIONS								
NOMINAL PIPE SIZE			OD		H	WEIGHT (lbs/ft)	TORK P/N (90/10)	
14	x	12	14	x	12.75	13	48.5	Inquire
16	x	8	16	x	8.625	14	43.5	Inquire
16	x	10	16	x	10.75	14	47	Inquire
16	x	12	16	x	12.75	14	50.5	Inquire
16	x	14	16	x	14	14	53	Inquire
18	x	10	18	x	10.75	15	54.5	Inquire
18	x	12	18	x	12.75	15	58	Inquire
18	x	14	18	x	14	15	60.5	Inquire
18	x	16	18	x	16	15	64.5	Inquire

The information provided is presented "as-is" at time of publication and is intended for reference purposes only.

Designs, specs information may be altered at any time without notice.