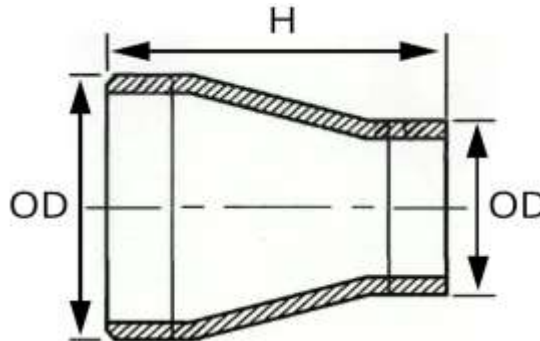


CONCENTRIC REDUCER

ANSI B16.9

Buttweld, SCH40

Steel



DIMENSIONS								
NOMINAL PIPE SIZE			OD		H	WEIGHT (lb)	TORK P/N	
1/2	x	1/4	0.84	x	0.54	1.5	0.07	Inquire
1/2	x	3/8	0.84	x	0.675	1.5	0.07	Inquire
3/4	x	1/2	1.05	x	0.84	1.5	0.09	M117964
1	x	1/2	1.315	x	0.84	2	0.15	M117966
1	x	3/4	1.315	x	1.05	2	0.15	M117968
1 1/4	x	3/4	1.66	x	1.05	2	0.2	M117972
1 1/4	x	1	1.66	x	1.315	2	0.2	M117974
1 1/2	x	1/2	1.9	x	0.84	2.5	0.3	M117976
1 1/2	x	3/4	1.9	x	1.05	2.5	0.3	M117978
1 1/2	x	1	1.9	x	1.315	2.5	0.3	M117980
1 1/2	x	1 1/4	1.9	x	1.66	2.5	0.3	M117982
2	x	1/2	2.375	x	0.84	3	0.7	M117984
2	x	3/4	2.375	x	1.05	3	0.7	M117986
2	x	1	2.375	x	1.315	3	0.7	M117988
2	x	1 1/4	2.375	x	1.66	3	0.7	M117990
2	x	1 1/2	2.375	x	1.9	3	0.7	M117992
2 1/2	x	3/4	2.875	x	1.05	3.5	0.9	Inquire
2 1/2	x	1	2.875	x	1.315	3.5	0.9	Inquire
2 1/2	x	1 1/4	2.875	x	1.66	3.5	0.9	M117994
2 1/2	x	1 1/2	2.875	x	1.9	3.5	0.9	M117996
2 1/2	x	2	2.875	x	2.375	3.5	1	M117998
3	x	1	3.5	x	1.315	3.5	1	M118000
3	x	1 1/4	3.5	x	1.66	3.5	1	M118002
3	x	1 1/2	3.5	x	1.9	3.5	1	M118004
3	x	2	3.5	x	2.375	3.5	1	M118006
3	x	2 1/2	3.5	x	2.875	3.5	2	M118008
3 1/2	x	1	4	x	1.315	4	2	Inquire
3 1/2	x	1 1/2	4	x	1.9	4	2	Inquire
3 1/2	x	2	4	x	2.375	4	2	M118010
3 1/2	x	2 1/2	4	x	0.002	4	2	M118012
3 1/2	x	3	4	x	3.5	4	2	M118014
4	x	1	4.5	x	1.315	4	2	Inquire

The information provided is presented "as-is" at time of publication and is intended for reference purposes only.

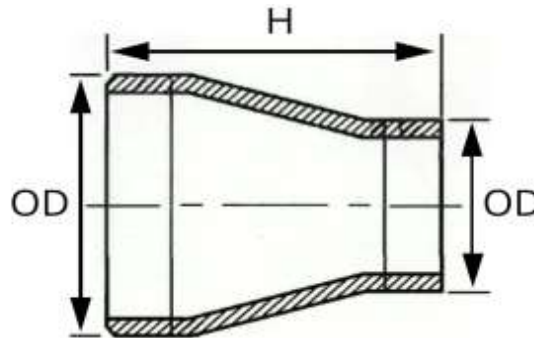
Designs, specs information may be altered at any time without notice.

CONCENTRIC REDUCER

ANSI B16.9

Buttweld, SCH40

Steel



DIMENSIONS								
NOMINAL PIPE SIZE			OD		H	WEIGHT (lb)	TORK P/N	
4	x	1 1/4	4.5	x	1.66	4	2	Inquire
4	x	1 1/2	4.5	x	1.9	4	2	M118016
4	x	2	4.5	x	2.375	4	2	M118018
4	x	2 1/2	4.5	x	2.875	4	2	M118020
4	x	3	4.5	x	3.5	4	2	M118022
4	x	3 1/2	4.5	x	4	4	2	M118024
5	x	2	5.562	x	2.375	5	4	M118026
5	x	2 1/2	5.562	x	2.875	5	4	M118028
5	x	3	5.562	x	3.5	5	4	M118030
5	x	3 1/2	5.562	x	4	5	4	M118032
5	x	4	5.562	x	4.5	5	4	M118034
6	x	2	6.625	x	2.375	5.5	5	Inquire
6	x	2 1/2	6.625	x	2.875	5.5	5	Inquire
6	x	3	6.625	x	3.5	5.5	4	M118036
6	x	3 1/2	6.625	x	4	5.5	4	M118038
6	x	4	6.625	x	4.5	5.5	5	M118040
6	x	5	6.625	x	5.562	5.5	5	M118042
8	x	3	8.625	x	3.5	6	6	Inquire
8	x	3 1/2	8.625	x	4	6	6.5	Inquire
8	x	4	8.625	x	4.5	6	7	M118044
8	x	5	8.625	x	5.562	6	7	M118046
8	x	6	8.625	x	6.625	6	8	M118048
10	x	4	10.75	x	4.5	7	14	M118050
10	x	5	10.75	x	5.562	7	15	M118052
10	x	6	10.75	x	6.625	7	16	M118054
10	x	8	10.75	x	8.625	7	18	M118056
12	x	5	12.75	x	5.562	8	21	Inquire
12	x	6	12.75	x	6.625	8	22	M118058
12	x	8	12.75	x	8.625	8	23.5	M118060
12	x	10	12.75	x	10.75	8	27	M118062
14	x	6	14	x	6.625	13	38	Inquire
14	x	8	14	x	8.625	13	41	M118064

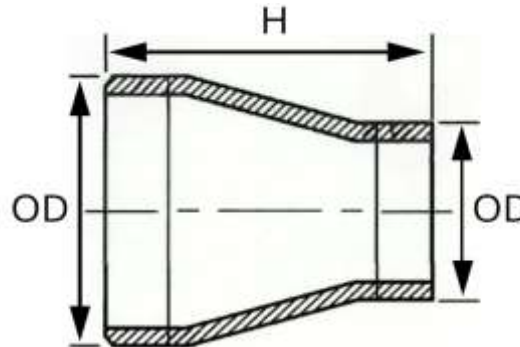
The information provided is presented "as-is" at time of publication and is intended for reference purposes only.

Designs, specs information may be altered at any time without notice.

CONCENTRIC REDUCER ANSI B16.9

Buttweld, SCH40

Steel



DIMENSIONS								
NOMINAL PIPE SIZE			OD		H	WEIGHT (lb)	TORK P/N	
14	x	10	14	x	10.75	13	44	M118066
14	x	12	14	x	12.75	13	49	M118068
16	x	8	16	x	16.825	14	44	Inquire
16	x	10	16	x	10.75	14	47	Inquire
16	x	12	16	x	12.75	14	51	M118070
16	x	14	16	x	14	14	53	M118072
18	x	10	18	x	10.75	15	55	Inquire
18	x	12	18	x	12.75	15	58	M118074
18	x	14	18	x	14	15	61	M118076
18	x	16	18	x	16	15	65	M118078
20	x	12	20	x	12.75	20	89	Inquire
20	x	14	20	x	14	20	95	M118080
20	x	16	20	x	16	20	101	M118082
20	x	18	20	x	18	20	106	M118084
24	x	14	24	x	14	20	106	Inquire
24	x	16	24	x	16	20	112	Inquire
24	x	18	24	x	18	20	118	Inquire
24	x	20	24	x	20	20	123	M118086
30	x	18	30	x	18	24	161	Inquire
30	x	20	30	x	20	24	168	Inquire
30	x	24	30	x	24	24	181	Inquire
36	x	30	36	x	30	24	222	Inquire

The information provided is presented "as-is" at time of publication and is intended for reference purposes only.

Designs, specs information may be altered at any time without notice.